



The Federation of Spixworth Schools

# The Reception Year at Spixworth Infant School: shared expectations

The Federation of Spixworth Schools

A Meeting for Parents and Carers

September 2024

# Thank You!





Mrs Jackson



Miss Claxton



Mrs Hill


## Meet the EYFS Team



Mrs Russell



Mr Puddifoot



Mrs Hockin

### Designated Safeguarding Leads:

**Ms Jordan** (Executive Head), **Miss Owen** (Head of School), **Mrs Payne** (Head of School), **Mrs Jackson** (Class Teacher), **Mrs Betts** (School Business Manager), **Mrs Kidd** (Family Support Advisor)

# The Early Years Foundation Stage

We continue the learning that has already started in other settings.

## Seven Areas of Learning

Further curriculum enrichment

Play based, child initiated or adult initiated

On-going assessment, use of Tapestry

Assessed against Early Learning Goals



# Curriculum Map

We have a child centered curriculum which is planned to develop the whole child by offering a broad, balanced and enriched curriculum.

You can look at the curriculum maps on the school website to see what we will be doing in school and ideas of what you could do to support at home.

|                                 |
|---------------------------------|
| <b>Welcome</b>                  |
| <b>Our School</b>               |
| <b>Key Information</b>          |
| <b>Parents</b>                  |
| <b>News</b>                     |
| <b>Learning</b>                 |
| <b>Curriculum</b>               |
| <b>Classes</b>                  |
| <b>Homework</b>                 |
| <b>Learning Links</b>           |
| <b>Clubs</b>                    |
| <b>Rights Respecting School</b> |

# Classroom Routine – A Typical Day

Mornings: Phonics, Math's, stories and listening skills, independent learning time

Snack (fruit) provided by the school

Lunch – 1 hour.

Afternoons – Circle time, Enrichments, PE, independent learning time



Register



Phonics



Reading



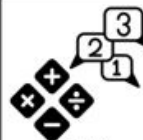
Brain break



Literacy



Snack Time



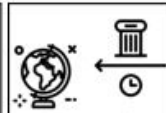
Maths



Lunchtime



Register



Understanding  
the world



Expressive arts  
and design

# Phonics - Little Wandle


At the Federation of Spixworth schools we follow Little Wandle Phonics.

Resources are used in Reception, Year 1/ Year 2 and continue to be used for those who need them at the Junior school.

In school we will learn 4 new sounds (phonemes) a week.


On a Friday your child will have a phonics folder containing practice sheets for home.

We will also put the phonics learning on Tapestry so that you can practice at home.



# Early Reading

- Beginning with talking
- First words- building new vocabulary
- Singing and sharing nursery rhymes
- Oral blending eg “I can see a c-a-t.”
- Share-at-home books and Phonics homework





# Early Reading

1. Words to practise blending at home - we will stick these in reading records.

pat


it

2. Once your child is blending we will send home captions to practice reading

a big cat

3. Reading books

We will also visit our school library once a week for a reading for pleasure/ sharing book.



# Early Writing

Physical skill – strength and coordination

Opportunities and encouragement

Dough Disco

Upper and lower case

Pencil grip, “point, pick, flick”



# Vocabulary

**Helicopter stories-** the children tell us a story, we record it (no more than a page) then as a class we act it out during a story acting session.

**Story Scribes-** your child will tell us a story and attempt to use their phonics to record sounds/ words they know.

**The Write stuff** - after October Half term we use the Write Stuff to build our vocabulary using Grandma Fantastic. In January we will start recording our ideas as sentences.

# Early Maths



Maths is in everything:

Finding numbers

Finding shapes and measures

Handling money

Talking about time



# Mastering number and White Rose Maths



4 sessions a week of Mastering Number  
2 sessions using White Rose

Use of physical resources, practical activities,  
small group and short whole class inputs

Mastery reasoning and problem solving



# Tapestry



You will receive a log in for Tapestry.

If you are struggling to log in to Tapestry please do contact us if you need help

We love sharing any exciting moments/ achievements from home so please add these to Tapestry so we can share these in class on a **Friday**.

# Focus child

We use a Focus child approach.

This means we focus our observations on a small group of children, we are still working with the whole cohort but we focus our observations on individuals for that week.

You will be notified of your child's focus week on the Friday before their week begins, please add anything from home.

The following Friday you will receive your child's tapestry observations. The following Monday you will receive feedback for your child including a learning journey sheet (via Tapestry).



# The First Few Weeks

The children will be busy making friends, getting to know our school, playing and learning.

They may be more tired than usual. We will provide quiet times as needed throughout the day.

We will carry out the Baseline assessment – this is an age-appropriate assessment of mathematics and literacy, communication and language (LCL). It is linked to the learning and development requirements of the Early Years Foundation Stage (EYFS).

We will find out what the children already know and use this information to help us plan future learning for each child.

We would value any contributions you would like to make in helping us get to know your child's needs.



# Essential Reminders

- Please name ALL clothing
- Book bags in school every day
- Independence: coats, scissors, coat zips, buttons
- Free School Meals (all children are entitled to school meals) - Please remember to order lunch before 12pm on a Friday for the following week.

Any concerns or questions – please always ask.

# Up and coming events

## November:

Night Time School Adventure

Settling Parents Meetings face to face  
(booked online)

## December:

Christmas Production



